



# The Greater Manhattan Community Foundation

555 Poyntz Avenue, Suite 269  
PO Box 1127  
Manhattan, KS 66505-1127  
785.587.8995  
[www.MCFKS.org](http://www.MCFKS.org)

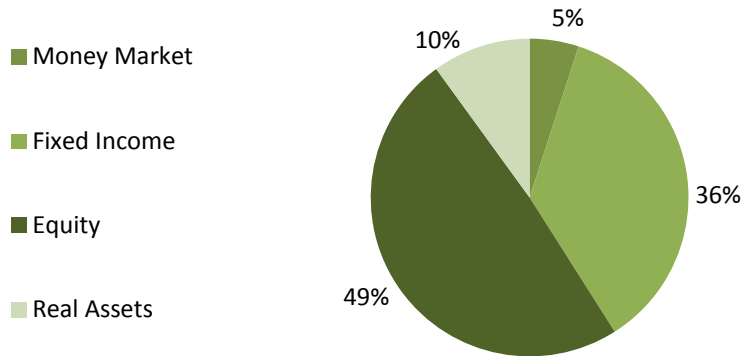
**GMCF Balanced**

**December 31, 2011**

## Objective

The GMCF Balanced Portfolio seeks capital appreciation and current income. This allocation is designed for donors who are seeking growth and some income. GMCF can adjust allocations based on current market conditions.

## Asset Allocation



## Fund Allocation

Fund Category	Fund Name	Percentage
<b>Money Market</b>		5%
<b>Equity Income Funds</b>	Vanguard Growth Index - Signal	14%
	Vanguard Value Index - Instl	14%
	Vanguard Mid-Cap Index - Signal	7%
	Vanguard Small Cap Index - Signal	5%
	Vanguard Total Intl Stock Index- Signal	9%
<b>Fixed Income Funds</b>	Vanguard Short-Term Inv Gr- ADM	8%
	Vanguard Total Bond Index- Signal	14%
	Vanguard High-Yield Corp- ADM	14%
<b>Real Assets</b>	Principal Diversified Real Assets	10%

## Performance

	YTD	1-Year	2-Year
<b>GMCF Balanced Model</b>	<b>1.5%</b>	<b>1.6%</b>	<b>7.2%</b>
BarCap Interm. Gov/Credit Index (Bonds)	5.8%	5.8%	5.8%
S&P 500 Index (U.S. Stocks)	2.1%	2.1%	8.4%
MSCI EAFE Index (Foreign Stocks)	-12.1%	-12.1%	-2.7%



The Trust Company of Manhattan (TCM) serves as custodian for The Greater Manhattan Community Foundation (GMCF). Performance results reflect time-weighted rates of returns based upon Asset Allocation strategies and rebalancing methods. Performance results reflect the reinvestment of dividends and other earnings, but are calculated prior to assessment of fees.

Past performance may not be indicative of future results, and the performance of a specific individual account may vary substantially from performance presented herein. In calculating account performance, TCM has relied upon information by various sources believed to be accurate and reliable but cannot be guaranteed. Investments in equities, fixed income, mutual funds, and exchange traded funds involve risk and may lose value.



The Greater Manhattan Community Foundation meets National Standards for operational quality, donor service and accountability in the community foundation sector.



# The Greater Manhattan Community Foundation

555 Poyntz Avenue, Suite 269  
PO Box 1127  
Manhattan, KS 66505-1127  
785.587.8995  
[www.MCFKS.org](http://www.MCFKS.org)

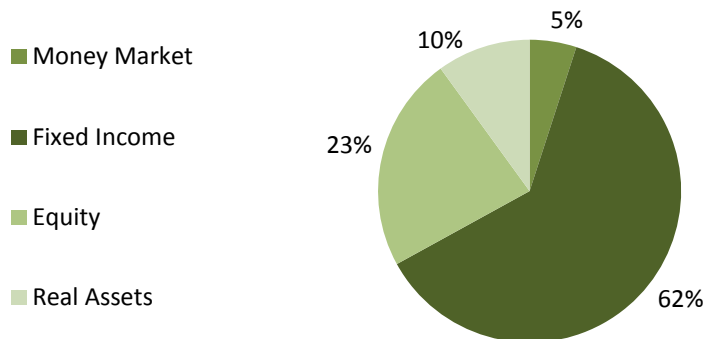
GMCF Income

December 31, 2011

## Objective

The GMCF Income Portfolio seeks current income, with capital appreciation as a secondary goal. This allocation is designed for donors who are seeking current income, but also want a measure of capital appreciation to help offset the effects of inflation. GMCF can adjust allocations based on current market conditions.

## Asset Allocation



## Fund Allocation

<b><u>Money Market</u></b>	5%	<b><u>Fixed Income Funds</u></b>	
		Vanguard Short-Term Inv Gr- ADM	12%
<b><u>Equity Income Funds</u></b>		Vanguard Total Bond Index- Signal	25%
Vanguard Growth Index - Signal	8%	Vanguard High-Yield Corp- ADM	25%
Vanguard Value Index - Instl	8%		
Vanguard Mid-Cap Index - Signal	2%	<b><u>Real Assets</u></b>	
Vanguard Small Cap Index - Signal	2%	Principal Diversified Real Assets	10%
Vanguard Total Intl Stock Index- Signal	3%		

## Performance

	YTD	1-Year	2-Year
<b>GMCF Income Model</b>	<b>3.0%</b>	<b>3.0%</b>	<b>7.0%</b>
BarCap Interm. Gov/Credit Index (Bonds)	5.8%	5.8%	5.8%
S&P 500 Index (U.S. Stocks)	2.1%	2.1%	8.4%
MSCI EAFE Index (Foreign Stocks)	-12.1%	-12.1%	-2.7%



The Trust Company of Manhattan (TCM) serves as custodian for The Greater Manhattan Community Foundation (GMCF). Performance results reflect time-weighted rates of returns based upon Asset Allocation strategies and rebalancing methods. Performance results reflect the reinvestment of dividends and other earnings, but are calculated prior to assessment of fees.

Past performance may not be indicative of future results, and the performance of a specific individual account may vary substantially from performance presented herein. In calculating account performance, TCM has relied upon information by various sources believed to be accurate and reliable but cannot be guaranteed. Investments in equities, fixed income, mutual funds, and exchange traded funds involve risk and may lose value.



The Greater Manhattan Community Foundation meets National Standards for operational quality, donor service and accountability in the community foundation sector.



# The Greater Manhattan Community Foundation

555 Poyntz Avenue, Suite 269  
PO Box 1127  
Manhattan, KS 66505-1127  
785.587.8995  
[www.MCFKS.org](http://www.MCFKS.org)

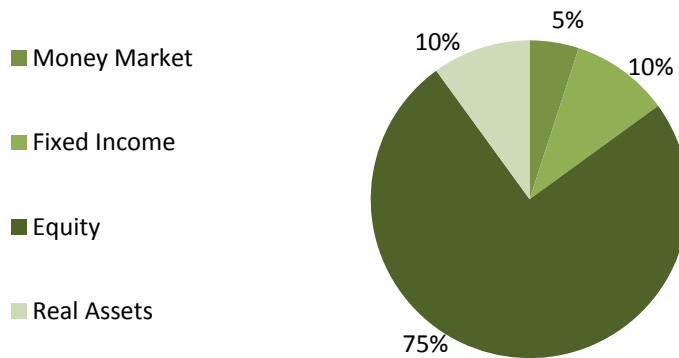
## GMCF Growth

December 31, 2011

### Objective

The GMCF Growth Portfolio seeks capital appreciation with moderate risk. This allocation is designed for donors who are seeking growth and are willing to accept some fluctuation in performance. GMCF can adjust allocations based on current market conditions.

### Asset Allocation



### Fund Allocation

Category	Fund Name	Percentage
<b>Money Market</b>		5%
<b>Equity Income Funds</b>	Vanguard Growth Index - Signal	20%
	Vanguard Value Index - Instl	20%
	Vanguard Mid-Cap Index - Signal	12%
	Vanguard Small Cap Index - Signal	8%
	Vanguard Total Intl Stock Index- Signal	15%
<b>Fixed Income Funds</b>	Vanguard Short-Term Inv Gr- ADM	4%
	Vanguard Total Bond Index- Signal	3%
	Vanguard High-Yield Corp- ADM	3%
<b>Real Assets</b>	Principal Diversified Real Assets	10%


### Performance

	YTD	1-Year	2-Year
<b>GMCF Growth Model</b>	<b>-2.3%</b>	<b>-2.3%</b>	<b>7.2%</b>
BarCap Intern. Gov/Credit Index (Bonds)	5.8%	5.8%	5.8%
S&P 500 Index (U.S. Stocks)	2.1%	2.1%	8.4%
MSCI EAFE Index (Foreign Stocks)	-12.1%	-12.1%	-2.7%



The Trust Company of Manhattan (TCM) serves as custodian for The Greater Manhattan Community Foundation (GMCF). Performance results reflect time-weighted rates of returns based upon Asset Allocation strategies and rebalancing methods. Performance results reflect the reinvestment of dividends and other earnings, but are calculated prior to assessment of fees.

Past performance may not be indicative of future results, and the performance of a specific individual account may vary substantially from performance presented herein. In calculating account performance, TCM has relied upon information by various sources believed to be accurate and reliable but cannot be guaranteed. Investments in equities, fixed income, mutual funds, and exchange traded funds involve risk and may lose value.



The Greater Manhattan Community Foundation meets National Standards for operational quality, donor service and accountability in the community foundation sector.