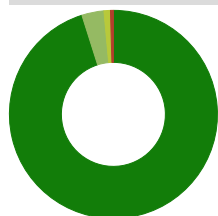




Greater Manhattan Community Foundation

As of 3/31/2019

Growth Portfolio



	%
Equity	95.11
Fixed Income	3.44
Real Assets	1.00
Money Market	0.45
Total	100.00

Total Market Value 1,178,601

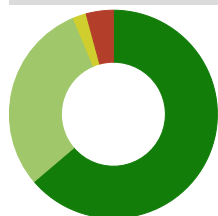
Objective
The GMCF Growth Portfolio seeks capital appreciation with moderate risk. This allocation is designed for donors who are seeking growth and are willing to accept some fluctuation in performance. GMCF can adjust allocations based on current market conditions.

Portfolio Statistics	
Expense Ratio	0.71
Yield %	0.99
Inception Date	12/31/2008

Trailing Returns

	YTD	1 Year	3 Years	5 Years	10 Years
GMCF - Pooled Growth Portfolio	13.28	1.83	9.05	6.34	12.95
Morningstar Aggressive Tgt Risk	12.23	3.76	11.37	7.03	13.05

Balanced Portfolio



	%
Equity	63.79
Fixed Income	29.90
Real Assets	2.09
Money Market	4.22
Total	100.00

Total Market Value 41,319,486

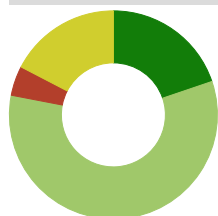
Objective
The GMCF Balanced Portfolio seeks capital appreciation and current income. This allocation is designed for donors who are seeking growth and some income. GMCF can adjust allocations based on current market conditions.

Portfolio Statistics	
Expense Ratio	0.64
Yield %	1.56
Inception Date	12/31/2008

Trailing Returns

	YTD	1 Year	3 Years	5 Years	10 Years
GMCF - Pooled Balanced Portfolio	9.15	2.25	6.93	4.82	10.03
Morningstar Moderate Tgt Risk	8.68	4.42	8.05	5.40	9.55

Income Portfolio



	%
Equity	19.80
Fixed Income	58.23
Real Assets	4.59
Money Market	17.38
Total	100.00

Total Market Value 1,317,115

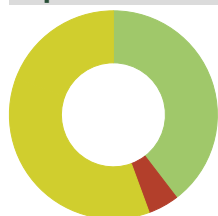
Objective
The GMCF Income Portfolio seeks current income, with capital appreciation as a secondary goal. This allocation is designed for donors who are seeking current income, but also want a measure of capital appreciation to help offset the effects of inflation. GMCF can adjust allocations based on current market conditions.

Portfolio Statistics	
Expense Ratio	0.45
Yield %	2.17
Inception Date	12/31/2008

Trailing Returns

	YTD	1 Year	3 Years	5 Years	10 Years
GMCF - Pooled Income Portfolio	4.34	2.24	4.10	3.03	7.27
Morningstar Conservative Tgt Risk	4.67	4.30	4.05	3.12	5.05

Capital Preservation Portfolio



	%
Fixed Income	39.61
Real Assets	4.80
Unclassified	36.31
Money Market	19.28
Total	100.00

Total Market Value 1,353,486

Objective
The GMCF Capital Preservation Portfolio seeks to maximize current income consistent with the preservation of principal, maintenance of adequate liquidity and limited volatility. The portfolio may not keep pace with inflation and may not maintain a stable value over short periods of time.

Portfolio Statistics	
Expense Ratio	0.29
Yield %	2.36
Inception Date	12/31/2012

Trailing Returns

	YTD	1 Year	3 Years	5 Years	10 Years
GMCF - Pooled Capital Preservation	4.24	3.94	1.95	1.22	—
Barclays US Govt 1-3 Yr	0.99	2.74	1.00	0.99	1.10

Money Market

The GMCF Money Market Portfolio seeks to appreciate over time, but may not keep up with inflation. This allocation is designed for donors who are seeking safety of principal, but also want a measure of current income.

Yield% 2.56%

Total Market Value 850,456

Contact Information

Address:
555 Poyntz Ave, Suite 269
P.O. Box 1127
Manhattan, KS 66502-1127

Email: foundation@mcfs.org

Phone: (785) 587-8995

www.mcfs.org

Performance Disclosures

Performance represents returns of the GMCF Pooled Funds. Individual fund performance may be slightly different due to timing of cash flows.

The Trust Company (TTC) serves as custodian for The Greater Manhattan Community Foundation (GMCF). Performance results reflect time-weighted rates of returns based upon Asset Allocation strategies and rebalancing methods. Performance results reflect the reinvestment of dividends and other earnings, but are calculated prior to assessment of fees.

Past performance may not be indicative of future results, and the performance of a specific individual account may vary substantially from performance presented herein. In calculating account performance, TTC has relied upon information by various sources believed to be accurate and reliable but cannot be guaranteed. Investments in equities, fixed income, mutual funds, and exchange traded funds involve risk and may lose value.

