



The Greater Manhattan Community Foundation

555 Poyntz Avenue, Suite 269
PO Box 1127
Manhattan, KS 66505-1127
785.587.8995
www.MCFKS.org

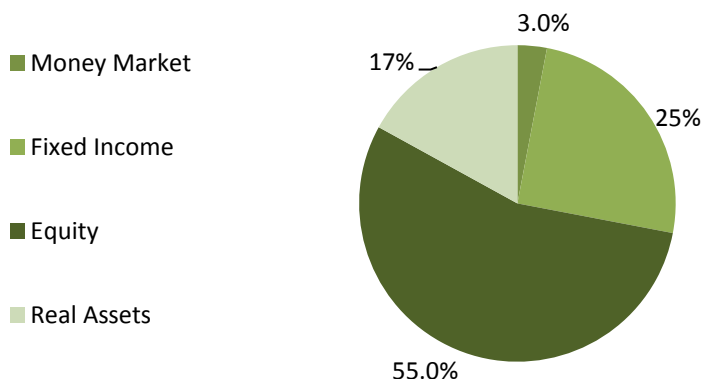
GMCF Balanced

December 31, 2013

Objective

The GMCF Balanced Portfolio seeks capital appreciation and current income. This allocation is designed for donors who are seeking growth and some income. GMCF can adjust allocations based on current market conditions.

Asset Allocation



Fund Allocation

<u>Money Market</u>	3.0%	<u>Fixed Income Funds</u>	
		Vanguard Short-Term Inv Gr- Adm	5.0%
		Vanguard Total Bond Index- Adm	5.0%
		Vanguard High-Yield Corp- Adm	5.0%
		BlackRock Emerging Mkts Lcl Bond	5.0%
		JPMorgan MBS Securities - Sel	5.0%
<u>Equity Income Funds</u>		<u>Real Assets</u>	
Vanguard Growth Index - Adm	16.5%	Principal Diversified Real Assets	10.0%
Vanguard Value Index - Instl	16.5%	Tortoise MLP & Pipeline - Instl	3.5%
Vanguard Mid-Cap Index - Adm	5.5%	American Century Real Estate - Instl	3.5%
Vanguard Small Cap Index - Adm	4.1%		
Vanguard Total Intl Stock Index- Adm	12.4%		

Performance

	YTD	1-Month	3-Month	1-Year	3-Year
<i>GMCF Balanced Model</i>	15.4%	1.5%	5.3%	15.4%	9.5%
BarCap US Aggregate Index (Bonds)	-2.0%	-0.6%	-0.1%	-2.0%	3.3%
S&P 500 Index (U.S. Stocks)	32.4%	2.5%	10.5%	32.4%	16.2%
MSCI EAFE Index (Foreign Stocks)	22.8%	1.5%	5.7%	22.8%	8.2%

Performance represents returns of the GMCF Pooled Fund. Individual fund performance may be slightly different due to timing of cash flows.

The Trust Company (TTC) serves as custodian for The Greater Manhattan Community Foundation (GMCF). Performance results reflect time-weighted rates of returns based upon Asset Allocation strategies and rebalancing methods. Performance results reflect the reinvestment of dividends and other earnings, but are calculated prior to assessment of fees.

Past performance may not be indicative of future results, and the performance of a specific individual account may vary substantially from performance presented herein. In calculating account performance, TTC has relied upon information by various sources believed to be accurate and reliable but cannot be guaranteed. Investments in equities, fixed income, mutual funds, and exchange traded funds involve risk and may lose value.



The Greater Manhattan Community Foundation meets National Standards for operational quality, donor service and accountability in the community foundation sector.



The Greater Manhattan Community Foundation

555 Poyntz Avenue, Suite 269
PO Box 1127
Manhattan, KS 66505-1127
785.587.8995
www.MCFKS.org

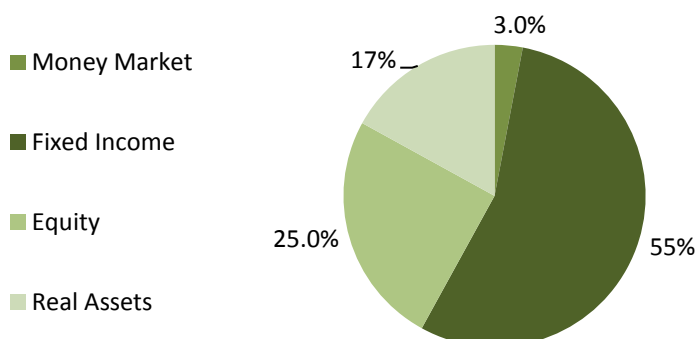
GMCF Income

December 31, 2013

Objective

The GMCF Income Portfolio seeks current income, with capital appreciation as a secondary goal. This allocation is designed for donors who are seeking current income, but also want a measure of capital appreciation to help offset the effects of inflation. GMCF can adjust allocations based on current market conditions.

Asset Allocation



Fund Allocation

Money Market

3.0%

Equity Income Funds

Vanguard Growth Index - Adm	7.5%
Vanguard Value Index - Instl	7.5%
Vanguard Mid-Cap Index - Adm	2.5%
Vanguard Small Cap Index - Adm	1.9%
Vanguard Total Intl Stock Index- Adm	5.6%

Fixed Income Funds

Vanguard Short-Term Inv Gr- Adm	11.0%
Vanguard Total Bond Index- Adm	11.0%
Vanguard High-Yield Corp- Adm	11.0%
BlackRock Emerging Mkts Lcl Bond	11.0%
JPMorgan MBS Securities - Sel	11.0%

Real Assets

Principal Diversified Real Assets	10.0%
Tortoise MLP & Pipeline - Instl	3.5%
American Century Real Estate - Instl	3.5%

Performance

GMCF Income Model

BarCap US Aggregate Index (Bonds)	
S&P 500 Index (U.S. Stocks)	
MSCI EAFE Index (Foreign Stocks)	

YTD	1-Month	3-Month	1-Year	3-Year
7.5%	0.7%	2.8%	7.5%	7.1%
-2.0%	-0.6%	-0.1%	-2.0%	3.3%
32.4%	2.5%	10.5%	32.4%	16.2%
22.8%	1.5%	5.7%	22.8%	8.2%

Performance represents returns of the GMCF Pooled Fund. Individual fund performance may be slightly different due to timing of cash flows.

The Trust Company (TTC) serves as custodian for The Greater Manhattan Community Foundation (GMCF). Performance results reflect time-weighted rates of returns based upon Asset Allocation strategies and rebalancing methods. Performance results reflect the reinvestment of dividends and other earnings, but are calculated prior to assessment of fees.

Past performance may not be indicative of future results, and the performance of a specific individual account may vary substantially from performance presented herein. In calculating account performance, TTC has relied upon information by various sources believed to be accurate and reliable but cannot be guaranteed. Investments in equities, fixed income, mutual funds, and exchange traded funds involve risk and may lose value.



The Greater Manhattan Community Foundation meets National Standards for operational quality, donor service and accountability in the community foundation sector.



The Greater Manhattan Community Foundation

555 Poyntz Avenue, Suite 269
PO Box 1127
Manhattan, KS 66505-1127
785.587.8995
www.MCFKS.org

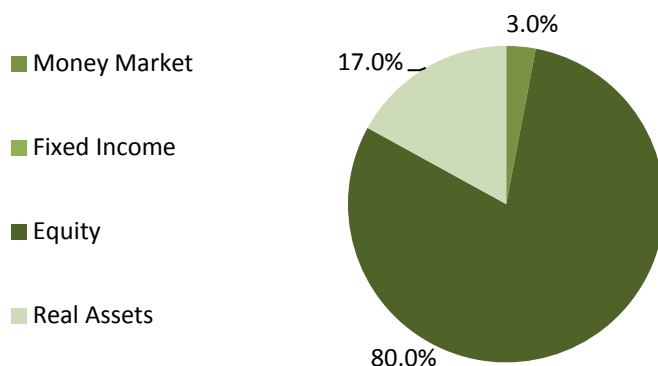
GMCF Growth

December 31, 2013

Objective

The GMCF Growth Portfolio seeks capital appreciation with moderate risk. This allocation is designed for donors who are seeking growth and are willing to accept some fluctuation in performance. GMCF can adjust allocations based on current market conditions.

Asset Allocation



Fund Allocation

<u>Money Market</u>	3.0%	<u>Fixed Income Funds</u>	
		Vanguard Short-Term Inv Gr- Adm	0.0%
<u>Equity Income Funds</u>		Vanguard Total Bond Index- Adm	0.0%
Vanguard Growth Index - Adm	24.0%	Vanguard High-Yield Corp- Adm	0.0%
Vanguard Value Index - Instl	24.0%	BlackRock Emerging Mkts Lcl Bond	0.0%
Vanguard Mid-Cap Index - Adm	8.0%	JPMorgan MBS Securities - Sel	0.0%
Vanguard Small Cap Index - Adm	6.0%		
Vanguard Total Intl Stock Index- Adm	18.0%	<u>Real Assets</u>	
		Principal Diversified Real Assets	10.0%
		Tortoise MLP & Pipeline - Instl	3.5%
		American Century Real Estate - Instl	3.5%

Performance

	YTD	1-Month	3-Month	1-Year	3-Year
<i>GMCF Growth Model</i>	26.8%	2.3%	7.4%	26.8%	12.8%
BarCap US Aggregate Index (Bonds)	-2.0%	-0.6%	-0.1%	-2.0%	3.3%
S&P 500 Index (U.S. Stocks)	32.4%	2.5%	10.5%	32.4%	16.2%
MSCI EAFE Index (Foreign Stocks)	22.8%	1.5%	5.7%	22.8%	8.2%



Performance represents returns of the GMCF Pooled Fund. Individual fund performance may be slightly different due to timing of cash flows.

The Trust Company (TTC) serves as custodian for The Greater Manhattan Community Foundation (GMCF). Performance results reflect time-weighted rates of returns based upon Asset Allocation strategies and rebalancing methods. Performance results reflect the reinvestment of dividends and other earnings, but are calculated prior to assessment of fees.

Past performance may not be indicative of future results, and the performance of a specific individual account may vary substantially from performance presented herein. In calculating account performance, TTC has relied upon information by various sources believed to be accurate and reliable but cannot be guaranteed. Investments in equities, fixed income, mutual funds, and exchange traded funds involve risk and may lose value.



The Greater Manhattan Community Foundation meets National Standards for operational quality, donor service and accountability in the community foundation sector.



The Greater Manhattan Community Foundation

555 Poyntz Avenue, Suite 269
PO Box 1127
Manhattan, KS 66505-1127
785.587.8995
www.MCFKS.org

GMCF Money Market


December 31, 2013

Objective

The GMCF Money Market Portfolio is designed for donors who are seeking safety of principle, but also want a measure of current income. This account will appreciate overtime but may not keep up with inflation.

Asset Allocation

■ Money Market



100%

Current Yield

0.11%


US 30 Day T-Bill Rate

0.00%

Performance represents returns of the GMFC Pooled Fund. Individual fund performance may be slightly different due to timing of cash flows.

The Trust Company (TTC) serves as custodian for The Greater Manhattan Community Foundation (GMCF). Performance results reflect time-weighted rates of returns based upon Asset Allocation strategies and rebalancing methods. Performance results reflect the reinvestment of dividends and other earnings, but are calculated prior to assessment of fees.

Past performance may not be indicative of future results, and the performance of a specific individual account may vary substantially from performance presented herein. In calculating account performance, TTC has relied upon information by various sources believed to be accurate and reliable but cannot be guaranteed. Investments in equities, fixed income, mutual funds, and exchange traded funds involve risk and may lose value.



The Greater Manhattan Community Foundation meets National Standards for operational quality, donor service and accountability in the community foundation sector.



The Greater Manhattan Community Foundation

555 Poyntz Avenue, Suite 269
PO Box 1127
Manhattan, KS 66505-1127
785.587.8995
www.MCFKS.org

GMCF Capital Preservation

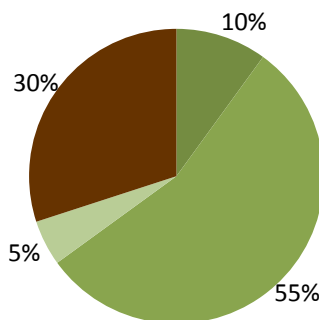
December 31, 2013

Objective

The GMCF Capital Preservation Portfolio seeks to maximize current income consistent with the preservation of principal, maintenance of adequate liquidity and limited volatility. The portfolio may not keep pace with inflation and may not maintain a stable value over short periods of time.

Strategic Asset Allocation

- Cash & Cash Equivalents
- Fixed Income
- Real Assets
- Strategic Income & Absolute Return



Current

Fund Allocation Money Market

13.1%

Strategic Income & Absolute Return

Federated Unconstrained Bond- Instl	4.5%
Federated Floating Rate Strategic Income - Instl	15.0%
Goldman Sachs Strategic Income - Instl	6.9%

Real Assets

Black Rock Inflation Protected	0.0%
--------------------------------	------

Fixed Income Funds

Vanguard Short Term Inv Grade - ADM	6.1%
Federated Ultra Short Bond - Instl	17.7%
CDs	25.9%
Mortgage Back Securities	1.8%
GeE Capital Corp Fltr. 3-15-23	3.1%
JPMorgan MBS - Sel	3.0%
BlackRock Emerging Markets Lcl Debt	3.0%

GMCF Capital Preservation Pooled Account established 12/19/2012; Phasing Into Targets

Performance

	YTD	1-Month	3-Month	1-Year	3-Year
GMCF Capital Preservation	1.2%	0.0%	0.6%	1.2%	N/A
BarCap US Aggregate Index (Bonds)	-2.0%	-0.6%	-0.1%	-2.0%	3.3%
US 30 Day T-Bill Rate	0.0%	0.0%	0.0%	0.0%	0.0%

GMCF Capital Preservation Pooled Account established 12/19/2012; Long Term Performance Not Available

Current Yield: 2.33%



Performance represents returns of the GMCF Pooled Fund. Individual fund performance may be slightly different due to timing of cash flows.

The Trust Company (TTC) serves as custodian for The Greater Manhattan Community Foundation (GMCF). Performance results reflect time-weighted rates of returns based upon Asset Allocation strategies and rebalancing methods. Performance results reflect the reinvestment of dividends and other earnings, but are calculated prior to assessment of fees.

Past performance may not be indicative of future results, and the performance of a specific individual account may vary substantially from performance presented herein. In calculating account performance, TTC has relied upon information by various sources believed to be accurate and reliable but cannot be guaranteed. Investments in equities, fixed income, mutual funds, and exchange traded funds involve risk and may lose value.



The Greater Manhattan Community Foundation meets National Standards for operational quality, donor service and accountability in the community foundation sector.